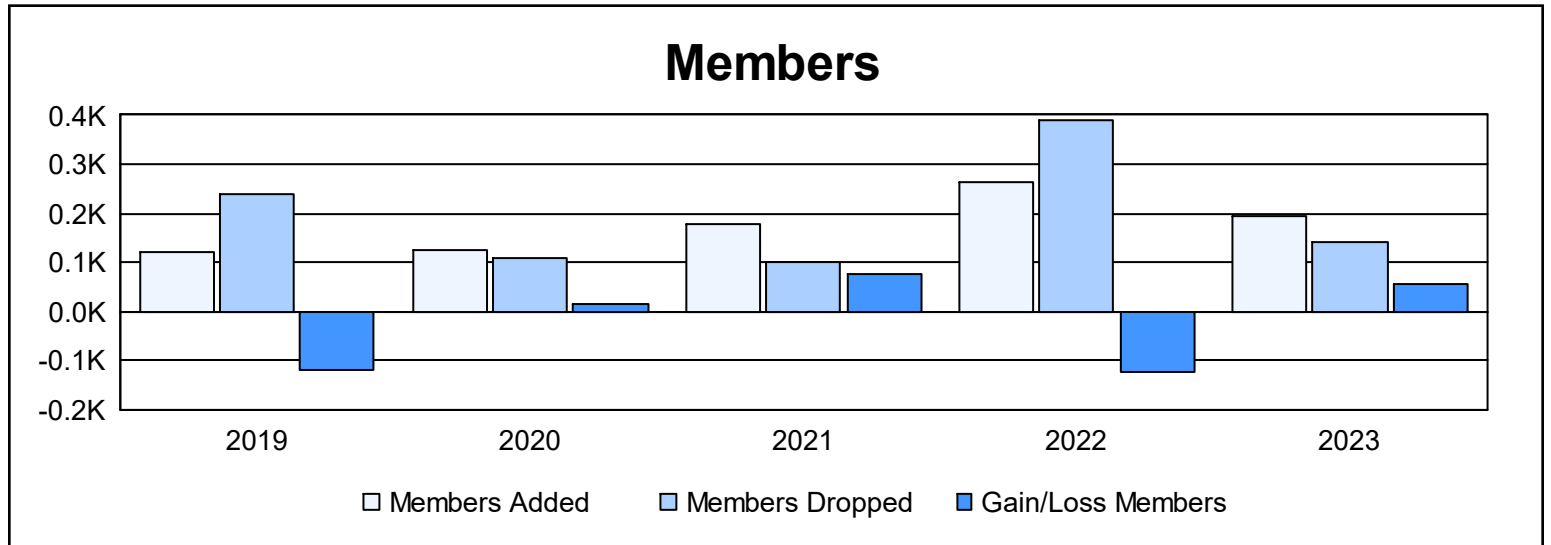
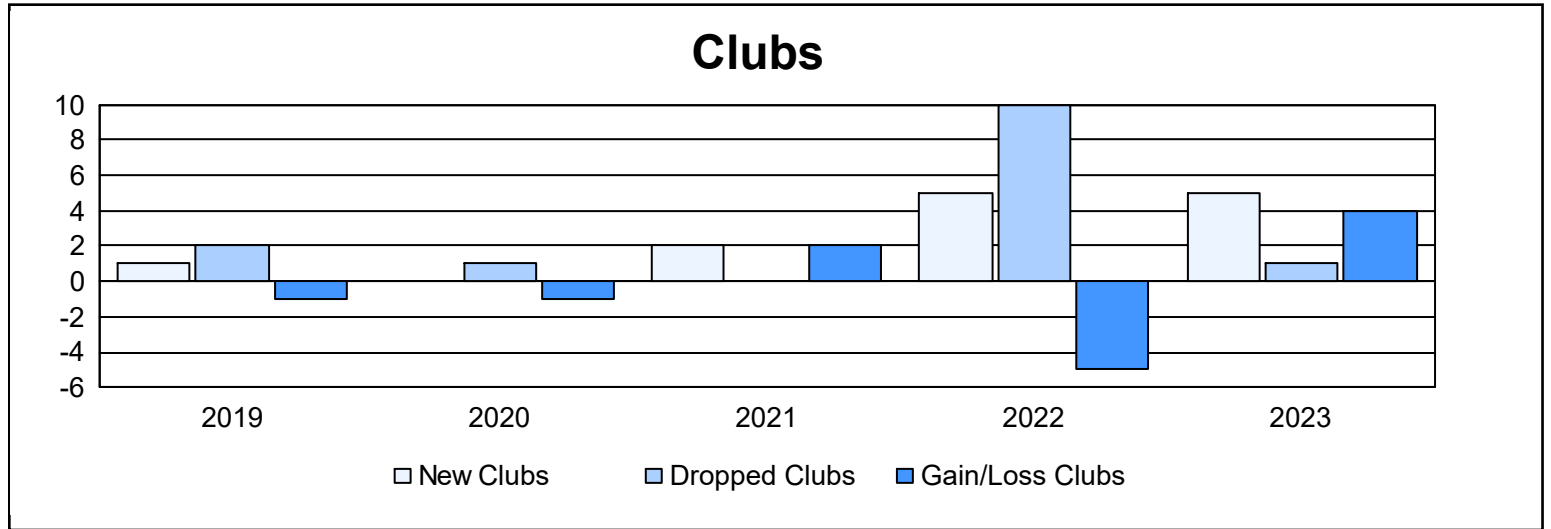
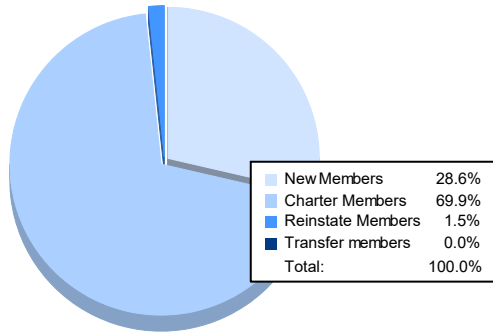


Year	New Clubs	Dropped Clubs	Gain/ Loss Clubs	New Members	Charter Members	Reinstate Members	Transfer Members	Total Member Added	Total Members Dropped	Gain/ Loss Members
2018-2019	1	2	-1	83	32	5	1	121	239	-118
2019-2020	0	1	-1	104	11	5	5	125	109	16
2020-2021	2	0	2	88	48	39	2	177	99	78
2021-2022	5	10	-5	97	136	22	10	265	388	-123
2022-2023	5	1	4	56	137	3	0	196	141	55
<b>Average</b>	<b>3</b>	<b>3</b>	<b>0</b>	<b>86</b>	<b>73</b>	<b>15</b>	<b>4</b>	<b>177</b>	<b>195</b>	<b>-18</b>



### Membership Composition June 2023 Cumulative



### Gender Composition June 2023 Cumulative

